
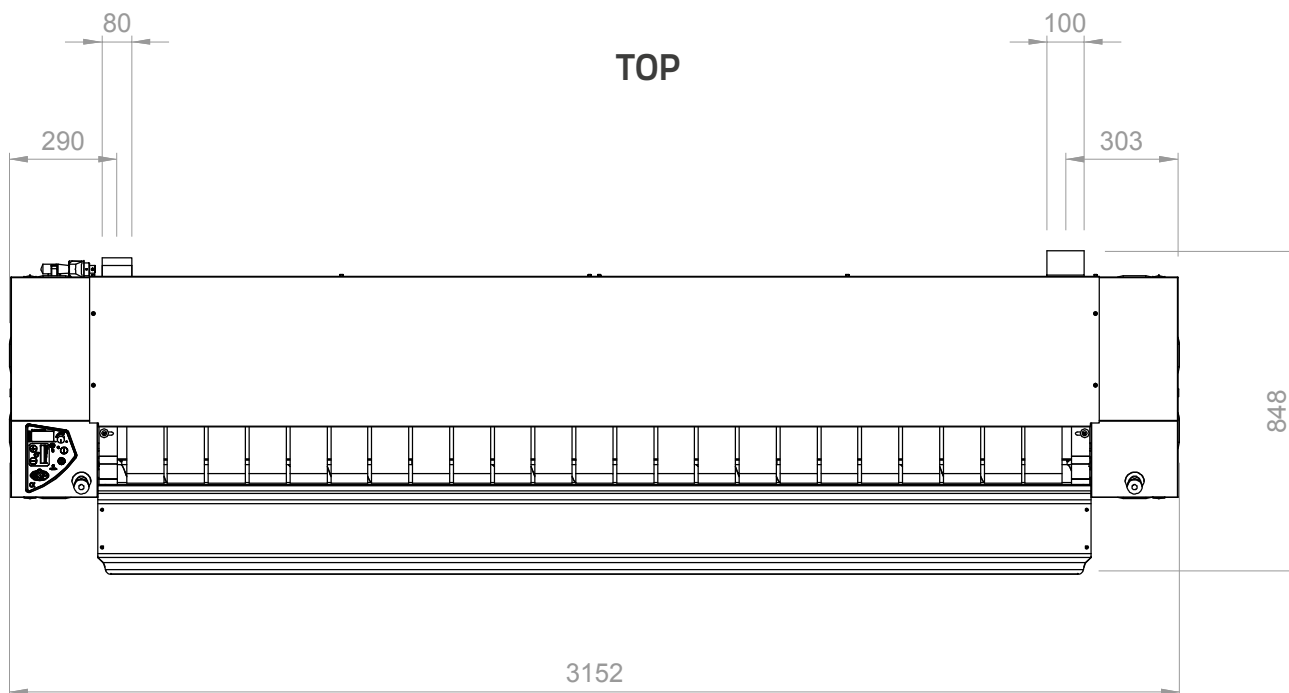


INSTALLATION PLAN

FRONT

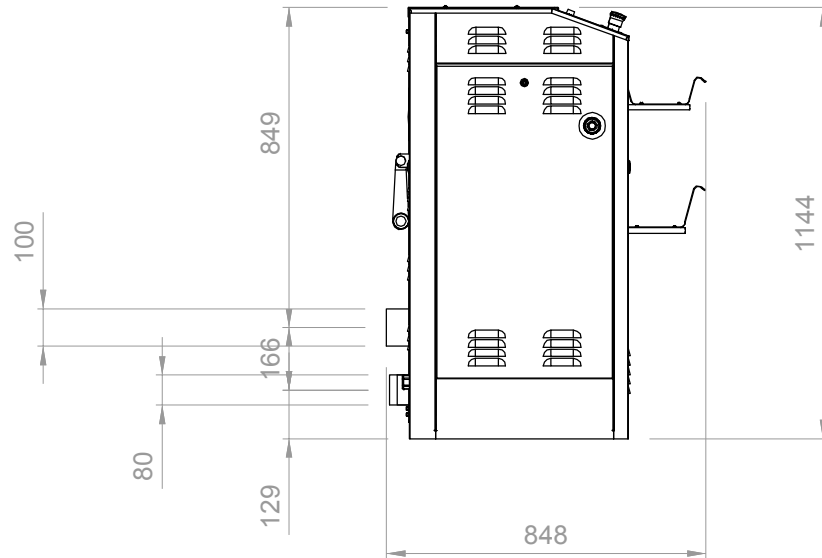


TOP

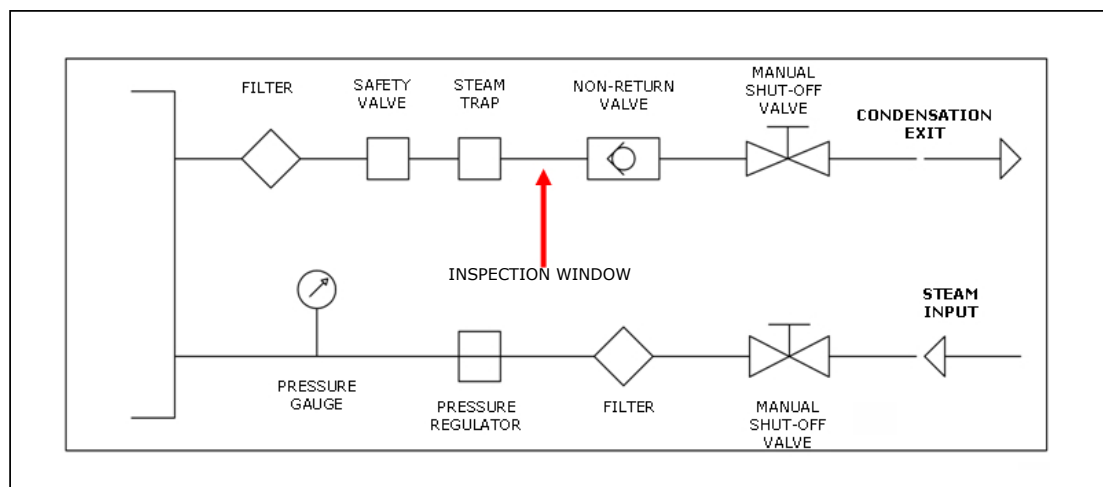


INSTALLATION PLAN




SIDE



STEAM CONNECTION



WHAT YOU NEED

| | | | |
|--|---|--|---|
| Electrical cable + industrial plug |  |  |  |
| | V.230/1/50Hz | V.230/3/50Hz | V.400/3N/50Hz |
| | 5 Amps | not available | not available |
| Motor power | 1 kW | - | - |
| Differential magnetothermal switch | $I_{dn} = 0.03 \text{ A}$ | - | - |
| Steam connection | G 3/4" M | - | - |
| Average steam consumption | 32 kg/h | - | - |
| Minimum steam pressure required | 4 bar | - | - |
| Ducting | $\varnothing 80 \text{ mm}$, 280 m ³ /h | - | - |
| Condensate exit | G 3/8" M | - | - |
| Clearance around the ironer | back: 500 mm - right: 500 mm - left: 500 mm | | |